



K.B PUBLIC SCHOOL

HOLIDAY HOMEWORK OF CLASS- UKG

Dear Children

The holidays have begun

This wonderful time comes just once

These are the days to have fun with laughter and cheer

Hear the chirping of the birds, fluttering in the air

Catch up with all that you have been longing to do

Like visiting a park, theater or a zoo.

It's also the time to listen to Grandma's stories

and play wonderful games with Grandpa

Forgetting all your worries.

To add to this fun time, we have prepared wonderful activities for you in the form of Holidays Homework. We hope you would enjoy these activities and come back to school in July with zeal and enthusiasm.

Have loads of fun, play indoor and outdoor games, go out for picnics and walks with your family and friends, admire the beautiful nature, enjoy the early morning sunrise and the evening sunset, eat healthy food, drink a lot of juices, learn new songs and read new stories.

We will Miss you !

Enjoy and Take care of Yourself

Happy Holidays !





Mom and Dad during these vacations . please help me to become Independent, I want to learn how to :

- Button up my shirt
- Put on the socks and shoes
- Follow a routine
- Eat food on my own
- Pack my bag
- Read books



Help me imbibe these Social manners and Etiquettes please :

- Loving the younger ones
- Wishing and welcoming guests
- Conversing freely with visitors and relatives
- Keeping the house clean and tidy
- Speaking politely
- Helping you in the household chores
- Keeping things where they belong to
- Practicing personal hygiene independently
- After eating , keeping the plate in kitchen
- Right usage of magical words like : Sorry, Thank you and Please



LET'S IMBIBE SOME MORAL VALUES AND SAVE THE ENVIRONMENT.....


Make your child a responsible citizen:

1. Motivate him/ her to never throw the wrappers around.

- Find a bin nearby and put the wrapper in it.
- No dustbin nearby: put the wrapper in your pocket and a put it in dustbin when you find one.
- Encourage them to make a small bin for the car or carry an eco friendly bag to dispose off any wrappers. 'NEVER THROW THEM ON STREETS'.

2. 'RESOURCES ONCE WASTED CAN NOT BE
USED BY
ANYONE'.

- Motivate the students to turn off lights and other electrical appliances whenever they leave the room.
- Guide your child to take a small portion of serving (food) in the plate, so as he/she can finish the food.
- Guide your child not to waste water. Every drop is precious!



ENGLISH

- Complete the worksheets attached along with.

HINDI

1. Practice स्वर (अ - अः) and व्यंजन (क - न) twice
Focus on Alphabet formation & recognition .
2. कार्य - पत्रिकाए (worksheets) पूर्ण करे |

MATHS

- Complete the given worksheets.



DEAR KBPIANS

LEARN

AND

SUCCEED

Name: _____

Date: _____

Trace the letter

E E E E

E E E E

E E E E

E E E E

E E E E

E E E E

Name: _____

Date: _____

Print the letter

F F F F

Name: _____

Date: _____

Print the letter

g

g

g

g

Circle the beginning letter of the picture:



C	D	O
---	---	---



R	Q	D
---	---	---



A	B	C
---	---	---



H	P	K
---	---	---



A	B	C
---	---	---



F	G	K
---	---	---



E	N	P
---	---	---



G	Z	F
---	---	---

I. Identify the associated picture for the given letter.

1. **k**



2. **L**



3. **J**



4. **M**



5. **I**



FILL IN THE BLANKS WITH 'sl, st, sm, sk':



- ____ a r



- ____ a t e



- ____ i r t



- ____ i l e

FILL IN THE BLANKS WITH 'cl, br, tr, gr':




- ____ a p e s



- ____ u c k

Which letter does the picture begin with?

1.



h

e

b

2.



b

a

f

3.



d

c

e

4.




e

f

a

5.



b

a

c

6.



g

h


d

Fairytales


Trace and colour these fairy tale characters.



HOW MANY?



1 2 3 4 5




1 2 3 4 5




1 2 3 4 5




1 2 3 4 5



1 2 3 4 5



1 2 3 4 5

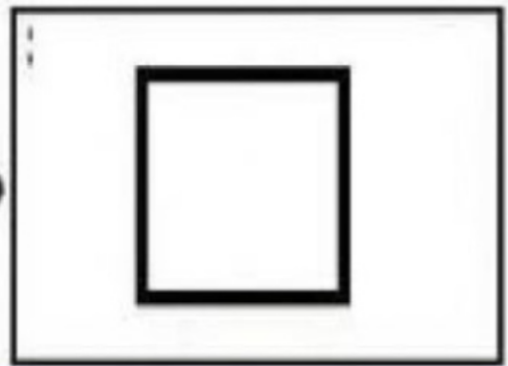
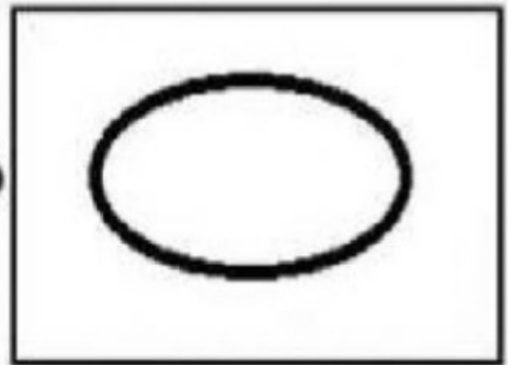
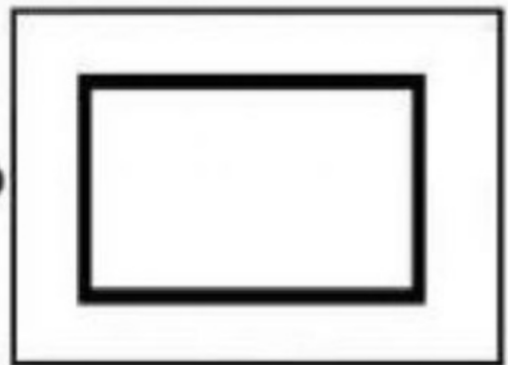

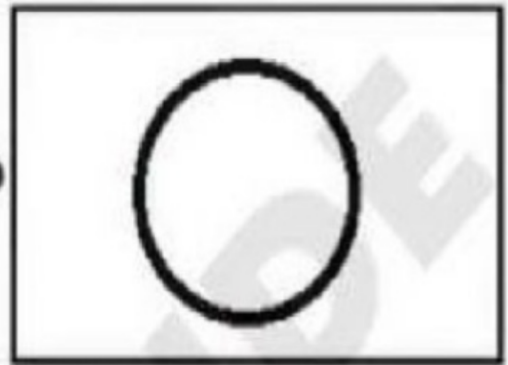


1 2 3 4 5



1 2 3 4 5

Matching Shapes



Before-Between-After

Directions: Write the number that comes before, between and after each number.

Before

___ 8

___ 17

___ 12

___ 1

___ 20

___ 44

___ 65



Between

1 ___ 3

20 ___ 22

8 ___ 10

14 ___ 16

31 ___ 33

19 ___ 21

11 ___ 13



After

6 ___

13 ___

29 ___

34 ___

17 ___

42 ___

39 ___



Circle the greatest number:-

58

59

51

72

81

94

93

74

82

88

78

98

65

61

69

40

49

45

The Five Senses

Match the sense to the body organ.




hearing



sight



smell



taste



touch

Festivals /Places of worship

Select the correct answer



Eid

Dussehra



Holi

Dussehra



Christmas

Diwali



Eid

Holi



Navratri

Holi

1. What is the colour of carrot ?

Answer : Orange

2. What comes after the number 9?

Answer : Number 10

3. What colour starts with the letter "G"?

Answer : Green

4. During which festival does Santa come to visit?

Answer : Christmas

5. What is the colour of Teeth?

Answer : White

6. How many fingers do you have in one hand?

Answer : 5

7. What is the colour of an Ambulance ?

Answer : White

8. What do you drink that comes from a cow?

Answer : Milk

9. What part of your body lets you see?

Answer : Eyes

10. What is the colour of the Leaf ?

Answer : Green

मिलान कीजिए : (Match the following)

घोंसला



बीज



पौधा



पेड़



हंस



प्रसन्न



चित्र देखकर सही अक्षर चुनो।



कप

फल

मटर



अदरक

शरबत

नटखट



कप

फल

कलश



आम

माता

बाजा



कप

बादल

माता



कवि

पिता

दिन

Match the letter with the correct picture

उ



ऊ



ऋ



ए



इ



ऐ



औ



अ



अक्षर के साथ तस्वीर का मिलान कीजिए

www.hindiGK.online



इ



ई



अ



उ



आ

रिक्त स्थान भरो - Fill in the blanks





کالم ملائیں

تاریخ:

ن .

می .

و .

ع .

ہ .

و .

ع .

ے .

می .

ہ .

ے .

ن .



حرف پہچانئے

تصویر کا نام جس حرف سے شروع ہوتا ہے اس کے گرد دائرہ لگائیں



گ

ل

ع

ج

ق

ب



ا

ص

س

ہ

چ

ل



ت

و

ب

غ

د



خوف پر نقاط لگائیں

ا ب ب ب ب

ح ح ح ح ح

د د د د د

س شیم سکول طاط کاع

ع ف و ک گ ل

م ن و ء ء

ی ے

عنوان :- ۱

ب + ا = با

پ + ا = پا

ت + ا = تا

ط + ا = طا

ث + ا = ثا

ج + ا = جا

چ + ا = چا



ظ

د

ط

ث

س

ذ

س

ر

ث

ز

ز

ز

ث

ث

ر

س

ذ

س

ث

ط

د

ظ



ث

ا

ث

آ

پ

ب

ن

ب

ب

ن

آ

ن

ا

ن

خ

ج

ح

ج

ج

ح

ج

خ




الف سے ے تک لکھیے (page 10)

Handwriting practice lines for the Urdu alphabet 'الف' (Alif).

Adi Soyadi :





CREATIVE WORK:

(YUMMY FOR TUMMY (Making Table Mat)

OBJECTIVE: Awareness about dining etiquettes and visual recognition of fruits.

MATERIALS REQUIRED: A3 size pastel sheet (any color), glue, crayons, cutout / sticker of your child's favorite fruit, colors.

INSTRUCTIONS:

Step 1- Make a border on both the sides of A3 pastel sheet by using vegetable printing. (Ladyfinger, potato, lotus stem, onion etc.)

Step 2- Tear the cutouts /sticker of your child's favourite fruit and paste it on the pastel sheet as shown in the sample.

MY FAVOURITE FRUIT

Step 3- For another side of the mat take cut outs of numbers 1-9 and do ear bud printing using poster colours on it and then paste numbers in a sequence as shown in the sample.

1	2	3
4	5	6
7	8	9

Step 4- Label your mat and get it laminated.



